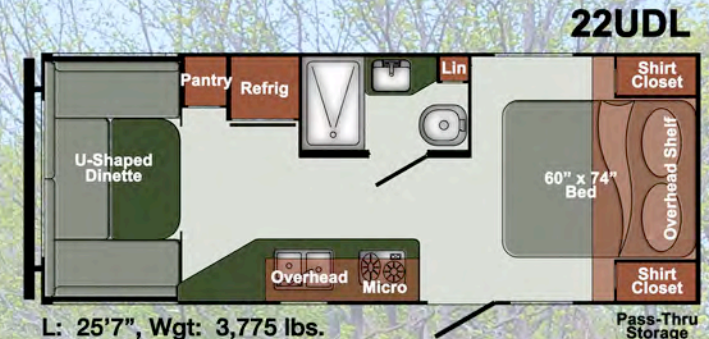
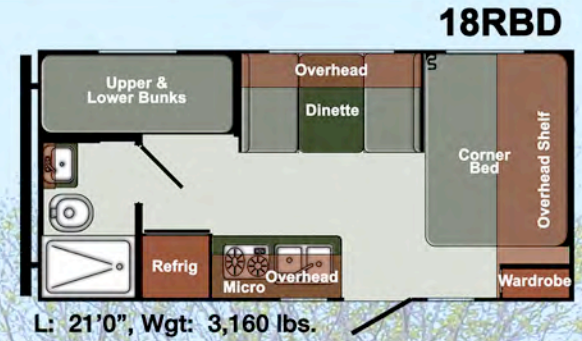


# MATRIX

## SVT SPECIAL VALUE SERIES

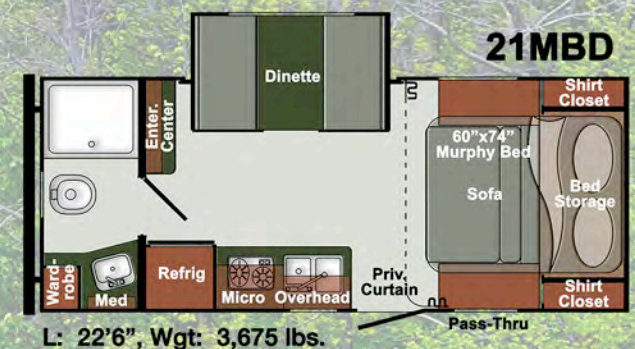
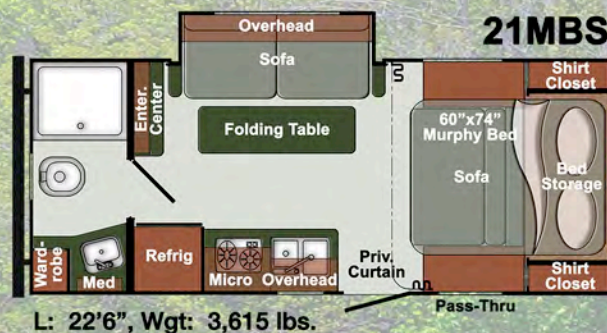
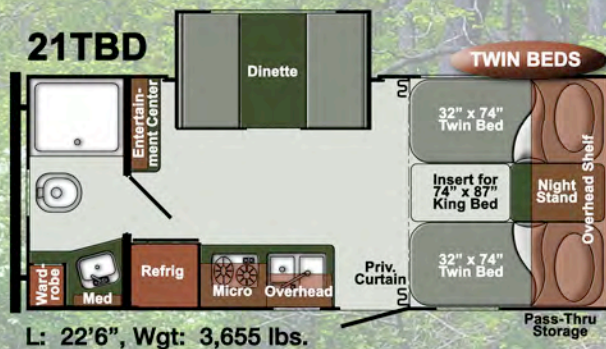
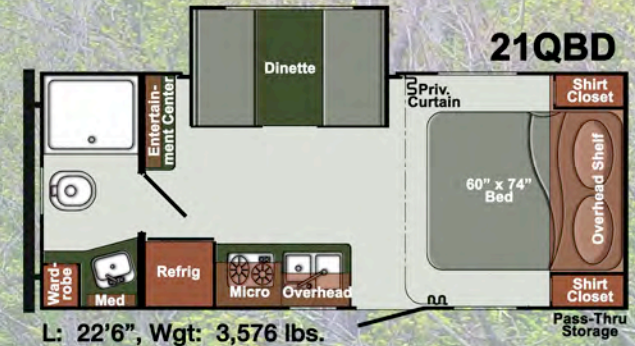
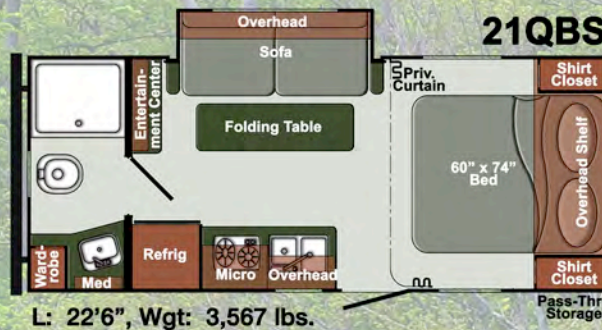


- Laminated construction with Azdel synthetic composite substrate
- Lightweight welded aluminum frames
- Fully equipped under 4,000 lbs.
- Full 8' wide for more living space
- Well-equipped
- Perfect for downsizers & new RVers
- Flexible, proven, much-loved floor plans



# SVT90 90" WIDE, DOUBLE AXLES

- Laminated construction w/Azdel synthetic composite substrate
- Tons of storage, lots of windows
- Fully equipped under 3,850 lbs.
- 2,800 lb. double axles
- Pass-through storage
- Handy galley kitchen w/big double-bowl sink
- Roomy bath, HUGE shower
- Everything a camping couple needs





# MATRIX

## SVT STANDARD FEATURES

### DECOR

- Designer Window Treatment
- Mini-Blinds throughout
- Easy-Care Vinyl Flooring
- Matador Frost Ceiling Panel
- Lumbercore Solid Wood Cabinet Stiles
- Antique Topaz Laminated Counters
- Wood Cabinet Doors
- Easy-Care Wall Vinyl
- Accent Wall in Slide-Out

### HEATING & COOLING

- Prewired for Roof A/C
- Gas Furnace
  - 16,000 BTU 18RBD, 19FMB, all SVT90
  - 20,000 BTU 22UDL
- 6 Gal DSI Water Heater

### SAFETY, MISCELLANEOUS

- Double Entry Step
- Breakaway Switch
- Safety Chains
- Wall-Mount Fire Extinguisher
- Combo LP & CO Detector
- Smoke Detector

### ELECTRICAL

- TV Antenna w/Power Booster
- Intellitank Monitor Panel
- 30 Amp 35' Power Cord w/Storage
- 35 Amp Converter w/Charger & LED Indicators

### WINDOWS & DOORS

- 26" x 70" Radius Entry Door w/Deadbolt Lock & Friction Hinge
- Black Radius Tinted Windows
- Deluxe Slam-Latch Luggage Doors

### BATH

- Foot Flush Toilet
- Power Bath Vent
- Medicine Cabinet w/Mirror
- Shower Curtain
- Neo-Angle Shower (19FMB) or Bath Tub (18RBD, 22UDL)
- 30" x 36" Walk-In Shower (SVT90)

### FURNISHINGS

- Booth Dinette (18RBD, 19FMB, 21TBD, 21QBD, 21MBD) or U-Shaped Dinette (22UDL)
- 60" x 74" Bed w/Poly Mattress (19FMB, 21QBD, 21QBS, 22UDL) or 54" x 74" Bed w/Mattress (18RBD)
- Murphy Bed (21MBS, 21MBD)
- Twin Beds (21TBD)
- 24" x 74" Bunk Beds w/Poly Bunk Mattresses (18RBD)

### APPLIANCES

- 2-Burner Gas Range Top
- Power Range Hood w/Light
- 6.0 cf Double-Door Refrigerator

### EXTERIOR

- One-Piece Vinyl Roof
- Rain Gutter Rail above Slide-Out
- Deluxe Laminated Fiberglass Exterior Walls w/Azdel Substrate
- Manual Patio Awning
- (4) Manual Stabilizer Jacks
- Radial Tires w/Modular Rims
- 2 x 20 lb. LP Tanks

# SVT SPECIAL VALUE SERIES

## POPULAR OPTIONS

- Electric Awning w/LED Lights & Speakers (required)
- 13,500 BTU Roof Air Conditioner
- Microwave Oven
- Premium Foam Mattress
- Blue Tooth Stereo Home Theater
- Outside Spray Port
- Fold-Away Grab Handle
- Interior & Exterior TV Mounts
- Murphy Bed (19FMB)
- 3-Burner Range w/Oven
- Night Shades
- Black Tank Flush
- Spare Tire w/Carrier
- Aluminum Wheels & Radial Tires
- Power Tongue Jack

## SPECIFICATIONS

Model	18RBD	19FMB	22UDL	21MBS	21MBD	21QBS	21QBD	21TBD
Length	21'1"	23'3"	25'5"	22'6"	22'6"	22'6"	22'6"	22'6"
Width	96"	96"	96"	90"	90"	90"	90"	90"
Ext. Height	10'4"	10'6"	10'6"	10'6"	10'6"	10'6"	10'6"	10'6"
Int. Height	80"	80"	80"	80"	80"	80"	80"	80"
Base Weight	3,160	3,459	3,775	3,615	3,675	3,567	3,576	3,655
Hitch Weight	320	370	420	460	460	440	420	460
Net Carry Cap.	740	1,311	3,665	2,445	2,385	2,473	2,444	2,405
Fresh Water	29	54	54	54	54	54	54	54
Grey Tank	33	33	33	33	33	33	33	33
Black Tank	33	33	33	33	33	33	33	33
Furnace	16,000	16,000	20,000	16,000	16,000	16,000	16,000	16,000
Water Heater	6 Gal	6 Gal	6 Gal	6 Gal	6 Gal	6 Gal	6 Gal	6 Gal
LP Tank	2 x 20	2 x 20	2 x 20	2 x 20	2 x 20	2 x 20	2 x 20	2 x 20



## Relax - You're Covered! With Our Exclusive Three-Year Limited Structural Warranty

In addition to a standard one-year warranty against defects in materials and/or workmanship in construction and original components under normal use, our exclusive Gulf Stream Coach Warranty gives you THREE YEARS of coverage on key structural components (sidewalls, front and rear walls, roof, and floor) of your new travel trailer.

In addition, extended protection is offered by many manufacturers that supply components for Ultra-Lite units, including the refrigerator, antenna, furnace, water heater, awning, air conditioner, range, microwave, and more. See the full warranty statement for details.

Your Gulf Stream Coach Dealer



QUALITY • VALUE • INNOVATION

www.gulfstreamcoach.com • 503 South Oakland Avenue, Nappanee IN 46550

Materials, specifications, standard features, & options are subject to change. Contact your dealer or visit [www.gulfstreamcoach.com](http://www.gulfstreamcoach.com) for more information. #MATSVT122022